



Count the fingers

count the fingers on each hand and clip a peg into the correct number




Worksheet 1: A hand with one finger pointing up. The background is pink with a star border. To the right are three buttons with the numbers 1, 5, and 9.




1
5
9

Worksheet 2: A hand with two fingers pointing up. The background is purple with a star border. To the right are three buttons with the numbers 7, 4, and 2.



7
4
2

Worksheet 3: A hand with three fingers pointing up. The background is blue with a star border. To the right are three buttons with the numbers 8, 3, and 1.



8
3
1



Worksheet 4: A hand with four fingers pointing up. The background is green with a star border. To the right are three buttons with the numbers 4, 2, and 6.




4
2
6

Count the fingers


count the fingers on each hand and clip a peg into the correct number




3
7
5



6
1
9





5
7
1




8
3
5

Count the fingers

count the fingers on each hand and clip a peg into the correct number



A worksheet with a red border decorated with stars. It features two hands with all ten fingers extended. The hands are surrounded by colorful icons: a yellow star, a purple star, a pink heart, a purple heart, a purple striped candy, a yellow lightbulb, and two balloons (one pink, one blue). To the right of the hands are three white boxes containing the numbers 2, 5, and 9, each on a red background.



A worksheet with a blue border decorated with stars. It features two hands with only seven fingers extended. The hands are surrounded by colorful icons: a yellow star, a purple star, a pink heart, a purple heart, a purple striped candy, a yellow lightbulb, and two balloons (one pink, one blue). To the right of the hands are three white boxes containing the numbers 7, 2, and 10, each on a blue background.